

FWP 14 x 51 mm Ferrule style High speed fuse links



Catalogue symbol

- Without striker FWP-(amps)A14F (1 to 63 A)
- With striker FWP-(amps)A14FI (10 to 50 A)

Description

Ferrule style high speed fuse links

Technical data

- Rated voltage:
 - See technical data table page 2
- Rated current: 1 - 63 A
- Breaking capacity:
 - 200 kA RMS Sym
 - 50 kA at 700 V d.c. (5-50 A non-striker version)
 - 50 kA at 600 V d.c. for striker version
- Operating class: aR

Agency information for version without indicator

- CE
- UL Recognised JFHR2.E91958
- CSA Component acceptance file class 1422-30, 1422-90 (53787)
- CCC (5 A to 50 A without striker only)

Catalogue numbers (amps)

Without striker	With striker
FWP-1A14F	
FWP-2A14F	
FWP-3A14F	
FWP-4A14F	
FWP-5A14F	
FWP-10A14F	FWP-10A14FI
FWP-15A14F	FWP-15A14FI
FWP-20A14F	FWP-20A14FI
FWP-25A14F	FWP-25A14FI
FWP-30A14F	FWP-30A14FI
FWP-32A14F	FWP-32A14FI
FWP-40A14F	FWP-40A14FI
FWP-50A14F	FWP-50A14FI
FWP-63A14F	

Features and benefits

- Excellent DC performance and cycling capability
- Low arc voltage and low energy let-through (I²t)
- Low watts loss in a compact size
- Used with finger-safe holders/blocks

Typical applications

- DC common bus
- DC drives
- Power converters/rectifiers
- Reduced voltage starters

Carton quantity

- 10 per carton

Carton weight

- 0.225 (kg)

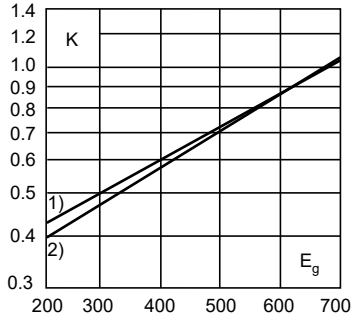


Powering Business Worldwide

Electrical characteristics

Total clearing I²t

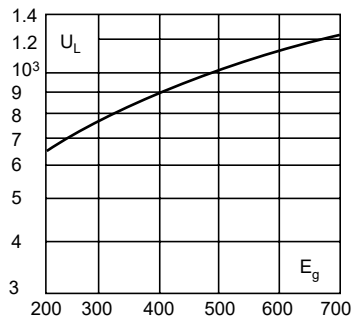
The total clearing I²t at rated voltage and at a power factor of 15 percent are given in the electrical characteristics. For other voltages, the clearing I²t is found by multiplying by correction factor, K, given as a function of applied working voltage, E_g (RMS).



- 1) 5 30 A
- 2) 32 - 50 A

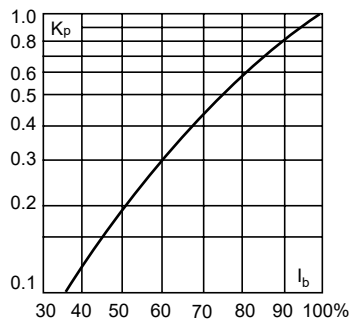
Arc voltage

This curve gives the peak arc voltage, U_L, which may appear across the fuse during its operation as a function of the applied working voltage, E_g (RMS) at a power factor of 15 percent.



Watts losses

Watts loss at rated current is given in the electrical characteristics. The curve allows the calculation of the watts losses at load currents lower than the rated current. The correction factor, K_p, is given as a function of the RMS load current, I_b, in percent of the rated current.



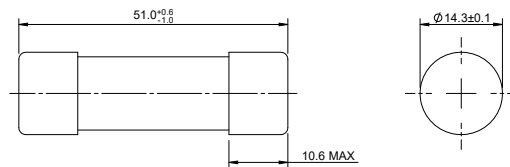
Technical data

Catalogue numbers	Rated voltage V a.c. / V d.c.	Rated current RMS- Amps	I²t (A² Sec)			
			Pre-arc	Clearing at 700 V	Watts loss**	
FWP-1A14F	700 V a.c. (UL)	1	0.04	0.41	5.7	
FWP-2A14F		2	0.08	0.11	8.7	
FWP-3A14F		3	0.11	0.26	2.8	
FWP-4A14F		4	0.1	0.23	3	
FWP-5A14F	700 V a.c. / 700 V d.c. (UL)	5	2	11	1.5	
FWP-10A14F		10	4	22	4	
FWP-15A14F	690 V a.c. (IEC)	15	10	70	5.5	
FWP-20A14F		20	26	180	6.5	
FWP-25A14F		25	49	320	7	
FWP-30A14F		30	58	400	9	
FWP-32A14F		32	68	600	8	
FWP-40A14F		40	84	750	8	
FWP-50A14F		50	200	1800	9	
FWP-63A14F		63	390	2516	10	
FWP-10A14FI		700 V a.c. / 600 V d.c. (UL)	10	4	32	2
FWP-15A14FI			15	7	63	4
FWP-20A14FI	20	26	234	4		
FWP-25A14FI	25	42	378	4		
FWP-30A14FI	30	52	468	6		
FWP-32A14FI	32	68	600	8		
FWP-40A14FI	40	84	750	8		
FWP-50A14FI	50	200	1800	9		

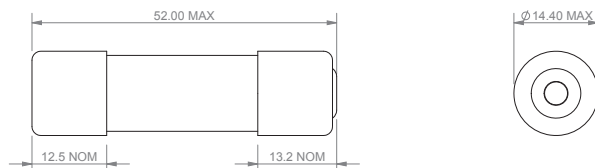
**Watts loss provided at rated current

Dimensions - mm

Without striker

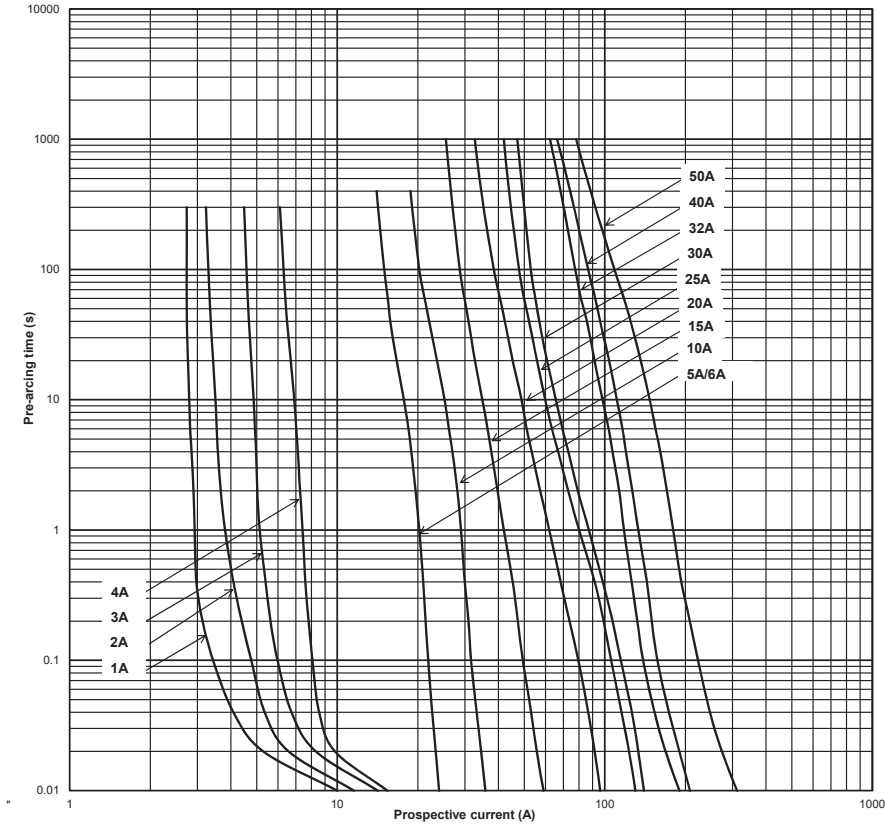


With striker



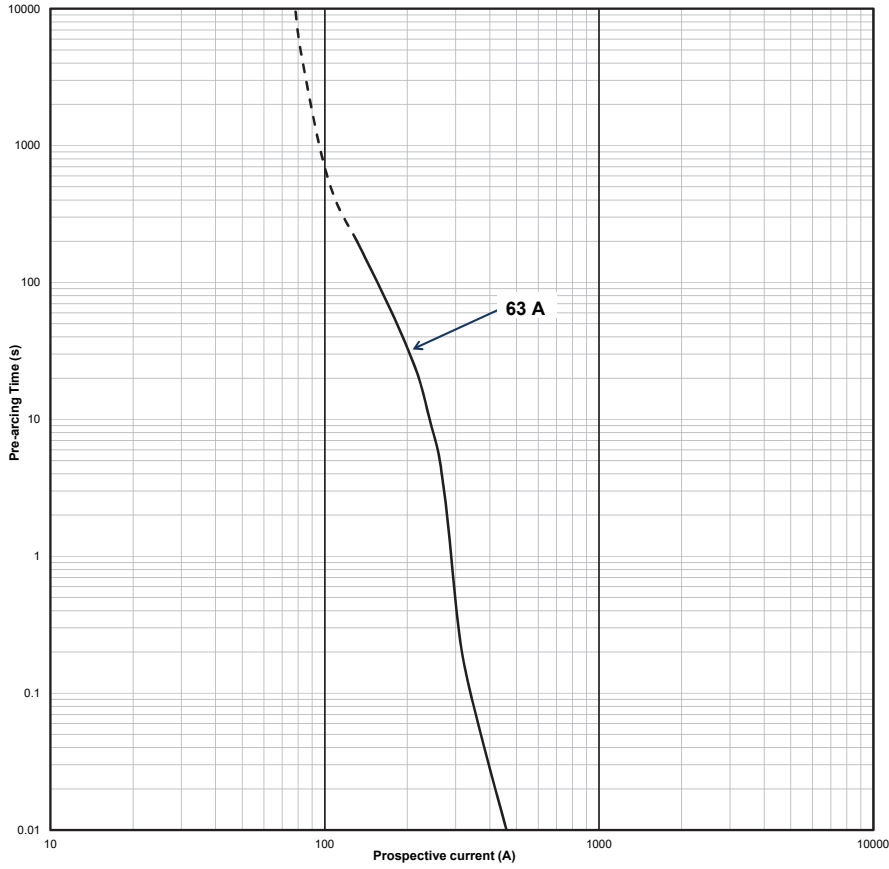
Time-current curve - nominal melt

1 - 50 A Without striker



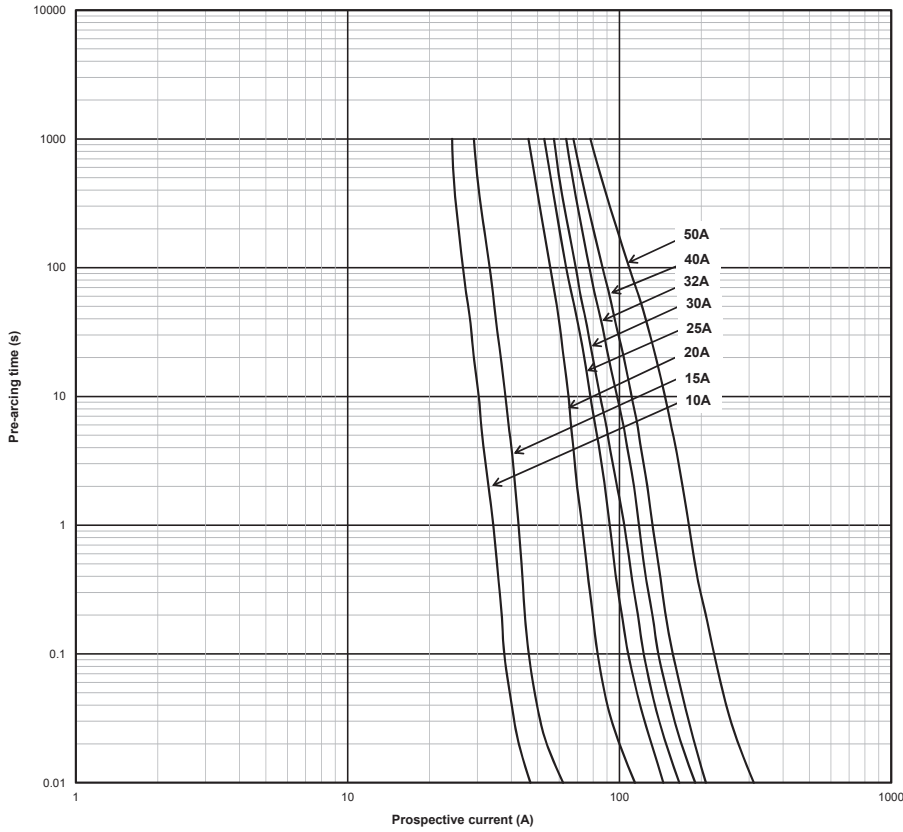
Time-current curve - nominal melt

63 A Without striker



Time-current curve - nominal melt

10 - 50 A Striker version



Changes to the products, to the information contained in this document, and to prices are reserved; so are errors and omissions. Only order confirmations and technical documentation by Eaton is binding. Photos and pictures also do not warrant a specific layout or functionality. Their use in whatever form is subject to prior approval by Eaton. The same applies to Trademarks (especially Eaton, Moeller, and Cutler-Hammer). The Terms and Conditions of Eaton apply, as referenced on Eaton Internet pages and Eaton order confirmations.

Eaton
EMEA Headquarters
Route de la Longeraie 7
1110 Morges, Switzerland

Eaton Electrical Products Limited
Melton Road
Burton-on-the-Wolds
Leicestershire, LE12 5TH
United Kingdom

© 2017 Eaton
All Rights Reserved
PDF Only
Publication No. 720025 / BU-MC16113
August 2025